

ELITE LINE

Residential windows
and doors



ESW ELITE

ESWindows Advantages

- Ideal for single-family homes.
- Meet the nation's toughest hurricane requirements for South Florida's High Velocity Hurricane Zone.
- Large and small missile impact rated.
- Glazing styles including Colonial, Brittany or full view.
- Flat or Ogee muntins inside and/or outside.
- Thick aluminum framing for superior thermal resistance and durability.
- Framing features high performing T5 and T6 aluminum alloys.
- High-performance, energy-efficient Low-E glass options by Tecnoglass.
- Heat strengthened glass as a standard feature.
- Corrosion-resistant hardware and fasteners as a standard, with stainless steel options.
- Flush frame for retrofit and concrete construction, and fin frame for wood construction.
- Anodized, painted or wood grain finishes available.
- Custom sizes delivered in 3-5 weeks.
- Screens feature aluminum frames and fiberglass mesh.

ESW impact-rated windows will help:

- Protect the integrity of the home during a hurricane.
- Improve the energy efficiency of your property.
- Reduce exposure to harmful UV rays.
- Improve the appearance of your house through architectural styles and finishes.
- Improve the resale value of your property.
- Meet the insurance eligibility requirements for your home.
- Prevent forced entry 24/7.
- Reduce external noise.
- Reduce heat transmittance.

LINE

Elite Features

- Polycron paint, anodized finish
- 10-year SGP warranty
- 5-year PVB warranty
- Custom or standard colors available
- Superior energy performance with low U values
- Reduced sound transmission
- Exclusive corrosion-resistant hardware for coastal areas

The E-Line from ESWindows is the ideal solution for any homeowner who wants to blend comfort with high design. It features superior thermal performance and an impeccable, clean design with no visible installation anchors. A wide variety of options, including Fixed, Single Hung and Horizontal Roller windows and French and Sliding Glass doors, are available to meet specific design intents and performance needs. The E-Line will satisfy the style needs of the most demanding homeowners.



the elite quality standard

The Elite® collection of high-quality windows and doors was developed by our experienced team of engineers and designers to meet the needs of homeowners, contractors and homebuilders. We offer durable, efficient and affordable products that withstand the stringent Miami-Dade County protocols.

In more than 30 years of experience as a window and door manufacturer, ESWindows has earned a reputation for providing reliable products that meet today's modern aesthetic, in an environmentally friendly package that helps homeowners reduce energy costs.

WINDOWS

EL 100

Single Hung Window

EL150

Fixed Window

EL 200

Horizontal Roller

DOORS

EL 300

French Door

EL 400

Sliding Glass Door

EL 100

The EL-100 is a single-hung window that easily adapts to any design specification. It satisfies the most demanding construction and architectural standards for security, strength and durability.


This product is designed for narrow openings and higher pressures. Single hung systems are known for their excellent water intrusion performance.

System Description

- Large missile impact rated
- 2 5/10" Frame depth
- Designed for multiple laminated layers or insulating laminated
- Water infiltration: 10 psf
- Design load: +70/-70 psf large missile impact
- Maximum size: 53 1/8" x 76"
- U-value: 0.47 (1/8" + 3/8" spacer + 1/8" + 0.09" interlayer + 1/4")
- Insulating laminated glass: 1/8" + 3/8" spacer + 1/8" + 0.09" interlayer + 1/4"
- Laminated glass: 1/8" + 0.09" interlayer + 1/8"
- Configuration O/X
- Standard Egress Size: 28 3/8" x 84" and 39 3/4" x 60"

Features

- Block and tackle or ultra-lift balances
- Bottom spring latch or sweep lock
- Flange frame for masonry, fin frame for wood construction or flush frame for concrete openings



EL 150



The EL-150 is a fixed window available in a variety of shapes to meet a wide range of applications. This window is used to bring light to places with difficult accessibility.

System Description

- Large missile impact rated
- 2 5/16" frame depth
- Water infiltration: 12 psf
- Design load: +70/-70 psf large missile impact rated
- Maximum size: 48" x 96" large missile impact rated, 53 1/8" x 82" small missile impact rated
- U-value: 0.46 (5/32" + 5/16" spacer + 5/32" + 0.075" interlayer + 5/32")
- Insulating laminated glass 1/8" + 5/16" spacer + 1/8" + 0.09" interlayer + 1/4"
- Laminated glass 1/8" + 0.07" interlayer + 1/4"

Features

- Flange frame for masonry, fin frame for wood construction or flush frame for concrete openings
- Architectural shapes available
- Minimum radius: 12"



EL 200

The EL-200 is a 2 5/16" horizontal sliding window. This product is designed to ensure smooth, easy operation and to allow maximum ventilation. This product can be used for a wide variety of applications.

System Description

- Large missile impact rated
- 2 5/16" Frame depth.
- Configurations: XO, OX or XOX. (1/4, 1/2, 1/4, 1/3, 1/3, 1/3)
- Designed for multiple laminated glass options.
- Water infiltration: 10 psf large missile impact rated
- Design load: 70/70 psf large missile impact rated
- Maximum size: 110-1/2" x 62" XOX
- U-value: 0.47 (1/8" + 5/16" spacer + 1/8" + 0.075 + 1/4")
- Insulating laminated glass 1/8" + 3/8" spacer + 1/8" + 0.09" interlayer + 1/4"
- Laminated glass 1/8" + 0.09" interlayer + 1/8"
- Egress Size: 50" x 47 1/4" and 72 7/8" x 32 1/4"

Features

- Polyamide rollers with needle bearings
- Spring latch at jamb or sweep lock options
- Flange or fin frame for masonry and wood construction, flush frame for concrete openings



comfort and performance



ELITE
LINE

EL 300


The EL-300 is a French Door with a 1 3/4" panel depth. This product is ideal for balconies and exit-to-open spaces such as patios and pool areas.

System Description

- Large missile impact rated
- Out-swing motion
- 1" x 4" frame
- Configurations: X, XX, O
- Shear block construction
- Water infiltration: 10 psf
- Design load: +70/-70 psf
- Maximum size: 76" x 96" XX configuration
- U-value: 0.37 (3/16" + 3/8" spacer + 3/16" + 0.09" interlayer + 3/16")
- Insulating laminated glass 3/16" + 3/8" spacer + 3/16" + 0.09" interlayer + 3/16"
- Laminated glass 3/16" + 0.09" interlayer + 3/16"
- Minimum width for accessibility is 75 5/8" on a two panel door (OX or XO)
- Configuration: X
 - Door width: 38 3/16"
 - Sill height: 1 1/2"
 - ADA sill: 1/2"

Features

- Wide variety of hardware options including flush bolts, three-point lock, heavy-duty hinges, lever handles, deadbolts, etc.
- High bottom rail and high sill optional
- Self-mating sidelites
- Ogee muntins
- Accessibility width: 38 3/16"



EL 400

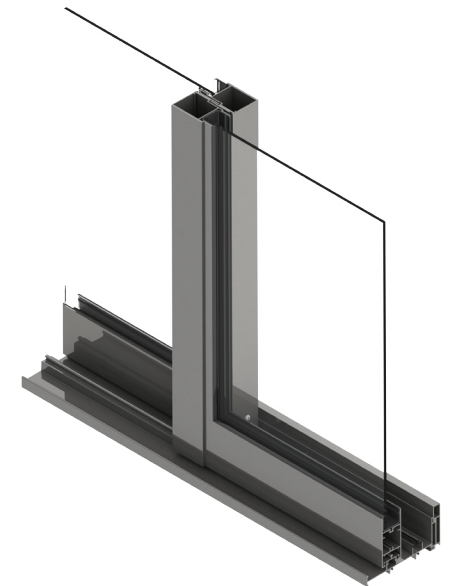
The EL-400 is a sliding glass door with a 4 3/16" frame profile. This product meets the most stringent specifications and, with its attractive design and three-track frame, is ideal for a wide range of applications.

System Description

- Large missile impact rated
- 4 3/16" Frame depth
- Configurations: XO, OX, XX, OXO, OXXO, OXXX, OXXXXO
- Water infiltration: 10 psf
- Design load: +70/-70 psf
- Maximum size: 288" X 108"
- U-value: 0.52 (3/16" + 3/8" spacer + 3/16" + 0.075" interlayer + 3/16")
- Insulating laminated glass 3/16" + 3/8" spacer + 3/16" + 0.09" interlayer + 3/16"
- Laminated glass 3/16" + 0.09" + 3/16"
- Minimum width for accessibility is 38 3/16" on a one panel door (X)
- Configuration: XO
 - Door width: 75 5/8"
 - Sill height: 2"

Features

- Adjustable tandem steel or polyamide ball bearing rollers
- Three track frame



COLORS AND FINISHES

Standard Colors




Polycron LG Bronze
UC107473



Duranar Sunstorm Arcadia Silver
UC70123F



Clear Anodized



Polycron ESP White
UC67122

*Custom Colors Available

Service

Our engineers and designers provide customers with ongoing assistance and technical support to ensure the best solution for every project. We offer professional guidance to help customers pinpoint and balance their priorities. With this expert assistance, customers can plan and complete projects that achieve maximum benefits.

Engineering and Design

We offer the right solutions for the most complex projects and respond efficiently to the demands of architects and general contractors. We can deliver reliable, efficient and affordable products, due to a combination of advanced software technology and a team of expert engineers and designers who specialize in aluminum, glass and window systems.

The Elite line provides customers with the perfect combination of reliability, design and performance across a wide range of product types. Whether you are looking for noise reduction, temperature control, or protection from extreme weather, our line of products can provide the perfect performance solution, without sacrificing aesthetics.

ACCESSORIES

Design elements

Every Elite window and door benefits from a combination of premium materials, cutting-edge production technology and the talent of an experienced team. All of these result in precise, stylish designs that will stand the test of time.

Rollers




Sweep Lock

Spring Latches



Involute Handles



Horizontal Rollers



EL300 Handle



designed for
quality and efficiency





ESWINDOWS
The Power of Quality

ELITE
LINE

LIMITED WARRANTY SPECIFICATIONS FOR RESIDENTIAL PRODUCTS

I. General Conditions. ESWINDOWS LLC (“ESWINDOWS”) warrants its windows and doors (“Products”), from the first date of delivery by ESWINDOWS, against manufacturing and/or material defects to the original owner-occupied single-family residence in which the Products were installed for the time period specified herein. This warranty only applies to ESWINDOWS’s Products specifically listed below and that have been used solely for their intended purposes, under normal and appropriate use, properly installed and with regular maintenance, subject to the **terms and conditions contained in this limited warranty certificate.**

This warranty is valid from the initial date of delivery by ESWINDOWS of the products.

	DESCRIPTION OF COMPONENTS ACCORDING TO SYSTEM(S) SUPPLIED	*ELITE ® SERIES WARRANTY PERIOD	**PRESTIGE ® SERIES WARRANTY PERIOD	***MULTIMAX ® SERIES WARRANTY PERIOD
HARDWARE		3 YEARS	3 YEARS	1 YEAR
ALUMINUM FRAME	DURANAR	15 YEARS	15 YEARS	10 YEARS
	DURASTAR	10 YEARS	10 YEARS	10 YEARS
	WOODGRAIN	3 YEARS	3 YEARS	3 YEARS
	POLYCRON/ANODIZED	3 YEARS	3 YEARS	3 YEARS
GLASS	LAMINATED (PVB)	10 YEARS	10 YEARS	10 YEARS
	LAMINATED (SGP)	10 YEARS	10 YEARS	10 YEARS
	INSULATED	10 YEARS	10 YEARS	10 YEARS

*Elite ® Series: ES-EL100; ES-EL150; ES-EL200; ES-5000; EL-400; EL-300; ES5100

**Prestige ® Series: ES-SW340; ES-P252; ES-H340; ES-SGD2020; ES-46T; ES-FX2020; ES-FX3050

***Multimax ® Series: MX-1000; MX-1500; MX-2000; MX-3000; MX-4000

II. Your Remedy: ESWINDOWS’s sole liability under this warranty is limited to repairing or replacing, free of charge, any defective part or parts of the Products at ESWINDOWS’s sole option. The original warranty period will not be extended by such repair or replacement. In the event we find a Product to be defective, ESWINDOWS will ship unit, part and or piece to customer. ESWINDOWS will not perform any labor related to repairs or installation work. IN NO CASE SHALL THE LIABILITY OF ESWINDOWS EXCEED THE ORIGINAL VALUE OF THE PRODUCT DEEMED DEFECTIVE. UNDER NO CIRCUMSTANCES SHALL ESWINDOWS BE HELD LIABLE OR RESPONSIBLE, DURING THE INSTALLATION OR THE REPLACEMENT OF AN ESWINDOWS PRODUCT, FOR ANY DIRECT, INDIRECT, INCIDENTAL, SPECIAL, SECONDARY OR ACCIDENTAL DAMAGES.

III. Exceptions, Limitations, Exclusions, Qualifications

1. This warranty covers only products and components supplied by ESWINDOWS that have not been changed or modified outside our facilities.
2. ESWINDOWS will not be held liable for any work performed, or material supplied by others. Any component or Product NOT manufactured by ESWINDOWS shall be limited to the original manufacturer’s warranty.
3. ESWINDOWS shall not be liable for material damage in handling or installation, or when not installed in accordance with the ESWINDOWS Installation Manual Guidelines. ESWINDOWS’s limited warranty covers ESWINDOWS’s manufactured Products only. Perimeter conditions, caulking, sealants, among others are explicitly excluded from ESWINDOWS’s limited warranty. The ESWINDOWS limited warranty is based upon the system itself, it does not warrant the installation of the system.
4. ESWINDOWS reserves the right to modify or discontinue any of its currently manufactured products without incurring any obligation to incorporate or add these modifications to units already manufactured and delivered. If ESWINDOWS decides to replace a Product that falls under the present warranty, or if a part is no longer available, ESWINDOWS may substitute the part in question with one or more parts of comparable quality.

5. This warranty does not apply to, and ESWINDOWS expressly assumes no responsibility for, circumstances outside of control by ESWINDOWS, including but not limited to: glass breakage, product failure due to improper usage, handling or storage, incompatibility between materials, improper building construction, excessive building movements, failure to provide routine, documented and reasonable maintenance and inspection, scratches or abrasions to the product, abnormal environment conditions, damage caused by water entry from sources outside ESWINDOWS materials, fire or other casualty, physical damage, field fabrication, finishing or formed damages caused by any chemicals used on or around the product, government restrictions, acts of aggression, or acts of God. ESWINDOWS EXCLUDES ANY IMPLIED WARRANTIES OF MERCHANTABILITY AND FITNESS FOR PURPOSE. ESWINDOWS WILL NOT BE RESPONSIBLE FOR INCIDENTAL OR CONSEQUENTIAL DAMAGES.
6. This warranty does not cover damage to the product, property, or person, when they are caused by mold, fungus or any other toxin, not attributable to a product defect provided ESWINDOWS. Corrosion of any product or component caused by exposure to salty atmospheres, acid rain, alkaline, or other extreme condition(s) is not covered. Repair of thermal barrier dry shrinkage resulting in leakage will be limited to the repairs described in the AAMA Technical Bulletin 91-1. If the residential home is in a sea coastline, sea salt will damage the aluminum panels; therefore, we recommend using DURANAR paint.
7. **Finish:** This warranty covers factory applied finishes or exposed aluminum surfaces against peeling, checking, cracking, chalking and change of color per applicable AAMA Specifications 2604, 2605 in force at the time of bidding. This limited warranty applies only when finish types recommended for the atmospheric environment of the residential home site are used. ESWINDOWS reserves the right to re-finish defective components in the field, using air-dry products. Corrosion, deterioration, or wear of aluminum cladding in powder finishes at exterior aluminum members installed within one (1) mile or less from any coastal or high salt concentration environments are not warranted. Aluminum finishes carry a limited warranty noted herein depending on exposure from corrosive atmospheres:
 - Anodized at exterior and interior aluminum members: 3 Years
 - Powder finish at exterior aluminum members: 3 Years
 - Powder finish at interior aluminum members: 10 Years
 - Durastar: 10 Years
 - Duranar: 15 Years
8. **Glass:** This warranty covers glass purchased and factory glazed by ESWINDOWS, under the following specifications:
 - a) Insulating glass is covered against defective materials or workmanship which could result in materials obstruction of vision caused by dust collection or film formation on internal glass surface due to failure of the insulated glass seal.
 - b) Laminated glass covered against de-lamination.
 - c) Spandrel glass coating is covered against peeling, cracking or coating deterioration. This warranty does not cover spandrel glass discoloration if coating is exposed to UV radiation.
 - d) Glass breakage is not covered by this warranty.
9. **Hardware:** According to the system(s) used on the residential home.
10. **Protection Films:** Surface protection films used on the protection of windows exposed to weather, raw aluminum, anodized, electrocolor, painted steel and glass carry a limited eight (8) months warranty that begins to be effective from the systems arrival date to the residential home. For optimal performance ESWINDOWS recommends no to exceed this time frame. If exceeded, adherence may increase causing issues upon removal. Under no circumstances will ESWINDOWS be held responsible for incidental or consequential damages.
11. As a warranty requirement, all products must be cleaned and washed with tap water at least once every three (3) months, four (4) times a year. There must be traceable evidence of these actions by supporting documentation (maintenance log) from a professional cleaning company. Cleaning and maintenance are not the responsibility of ESWINDOWS and are not covered by this warranty.
12. ESWINDOWS'S WARRANTY WILL BE VOID IF FULL PAYMENT IS NOT RECEIVED WITHIN A COMMERCIALY REASONABLE TIME FRAME. ESWINDOWS MAKES NO OTHER WARRANTY, EITHER EXPRESSED OR IMPLIED, REGARDING THE PRODUCT OR ITS SELECTION AND APPLICATION, INCLUDING BUT NOT LIMITED TO COMPLIANCE WITH BUILDING CODES, SAFETY CODES, LAWS, MERCHANTABILITY OR FITNESS FOR A PARTICULAR PURPOSE. NO EMPLOYEE, REPRESENTATIVE, AGENT OR DISTRIBUTOR OF ESWINDOWS, OTHER THAN THE PRESIDENT, IS AUTHORIZED TO MODIFY THIS LIMITED WARRANTY, EITHER ORALLY OR IN WRITING.

13. This warranty does NOT cover ESWINDOWS products installed in commercial, investment, and non-owner occupied residential dwellings such as rental homes, condos, apartments, etc. or, used for commercial purposes such as office buildings, government owned buildings, schools, universities, etc. Nor does it cover ESWINDOWS products installed in residencies outside of Florida.

VI. Registration

To obtain our limited warranty, you must register your products within ninety (90) days after the delivery date of Products ("Registration Period"). The warranty must be activated online by completing the registration form available at <https://eswindows.com/warranty-certificate/> using the consecutive number referenced in the first page. If the warranty is not registered within the Registration Period, its coverage will be by default of one (1) year as of the initial date of delivery by ESWINDOWS of the Products, even if not immediately delivered to end customer.

VII. Claims

Any claim under this warranty must be submitted in writing within ninety (90) days after: a) discovery of defect (s), or b) the time at which defect (s) should have been discovered through reasonable diligence, through ESWINDOWS's customer service line at service@eswindows.com. All claims must include Product identification (mark and system), order number or other legal documentation, the address where the Product is installed and a description of the problem with photos and videos. ESWINDOWS Products are tested and have passed an inspection process achieving international standards and specifications. If you need further assistance you can contact us at + 57 305-507-4545

* * *